

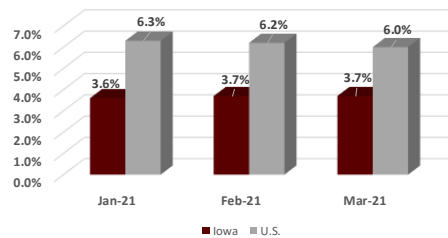
Status of the

Iowa Workforce and Economy

Upcoming 2021 News Release Schedule

Reference Month	Statewide News Release	Local Area News Release
Jan	Mar 15	Mar 15
Feb	Mar 26	Mar 30
Mar	Apr 16	Apr 20
Apr	May 21	May 25
May	Jun 23	Jun 23
Jun	Jul 16	Jul 20
Jul	Aug 20	Aug 24
Aug	Sep 17	Sep 21
Sep	Oct 22	Oct 26
Oct	Nov 19	Nov 23
Nov	Dec 17	Dec 21
Dec	Jan 25	Jan 25

Iowa and U.S. Unemployment Rates 2021



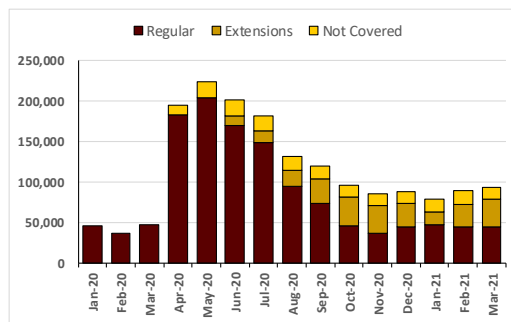
- Iowa's unemployment rate held steady at 3.7 percent in March. The state's jobless rate was 2.9 percent one year ago.
- The state's total unemployment level increased to 60,900 in March from 60,700 in February.
- The U.S. unemployment rate fell to 6.0 percent in March.

- Total nonfarm employment gained 15,100 jobs in March, offsetting a loss of 4,400 jobs in February.
- Construction rose by 7,500 after a drop of 6,600 jobs last month. The increase this month was largely the result of improving weather following unusually cold weather in February.
- Durable goods manufacturing advanced by 1,800 in March after a loss of 800 jobs over the prior two months. Nondurable goods factories remained unchanged versus February.
- Leisure and hospitality continued to rehire staff in preparation for businesses reopening. This sector gained 3,100 jobs over the last two months. Bars and restaurants are fueling much of this growth.
- Professional and business services gained 1,500 jobs in March. This sector was off to a slow start in 2021 with 2,000 jobs shed over the prior two months.

Iowa Nonfarm Employment Seasonally Adjusted

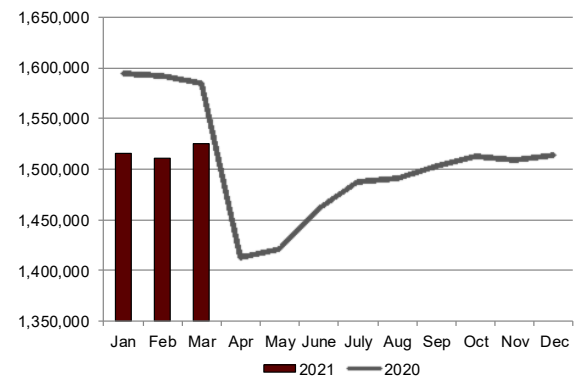
Year	Month	Iowa Statewide Employment	Leisure & Hospitality Employment
2020	Aug	1,491,000	116,600
	Sep	1,502,100	119,500
	Oct	1,512,700	119,700
	Nov	1,509,000	119,600
	Dec	1,513,400	117,700
2021	Jan	1,515,200	118,700
	Feb	1,510,800	120,200
	Mar	1,525,900	121,800

Unemployment Insurance Recipients by Program



- About 93,000 persons received at least one Unemployment Insurance (UI) benefit payment during March 2021. Almost half received regular UI benefits.
- About 34,000 had exhausted regular benefits and received payments from special benefit extension programs.
- About 15,000 were not eligible for regular UI benefits and received benefits from the Pandemic Unemployment Insurance (PUA) program.

Total Nonfarm Employment January 2020 to March 2021



Iowa Workforce Development

Information Prepared by the Labor Market Information Division

1000 East Grand Avenue
Des Moines, Iowa 50319-0209

Phone: 515-242-5862
Fax: 515-281-8203

Donna Burkett, Bureau Chief
Iowa Workforce Development

Source: Labor Market Information (LMI) Division, Iowa Workforce Development and the Bureau of Labor Statistics (BLS) unless otherwise noted. (Reference: March 2021)