

Status of the Iowa Workforce and Economy

Upcoming 2020 News Release Schedule

| Reference Month | Statewide News Release | Local Area News Release |
|-----------------|------------------------|-------------------------|
| Jan | Mar 16 | Mar 16 |
| Feb | Mar 27 | Mar 31 |
| Mar | Apr 17 | Apr 21 |
| Apr | May 22 | May 27 |
| May | Jun 19 | Jun 23 |
| Jun | Jul 17 | Jul 21 |
| Jul | Aug 21 | Aug 25 |
| Aug | Sep 18 | Sep 22 |
| Sep | Oct 20 | Oct 20 |
| Oct | Nov 20 | Nov 24 |
| Nov | Dec 18 | Dec 22 |
| Dec | Jan 26 | Jan 26 |

Iowa Nonfarm Employment Seasonally Adjusted

| Year | Month | Iowa Statewide Employment | Leisure & Hospitality Employment |
|------|------------|---------------------------|----------------------------------|
| 2020 | Mar | 1,572,400 | 142,200 |
| | Apr | 1,395,500 | 71,400 |
| | May | 1,414,600 | 84,800 |
| | Jun | 1,459,300 | 104,200 |
| | Jul | 1,487,700 | 113,100 |
| | Aug | 1,492,200 | 114,500 |
| | Sep | 1,502,200 | 119,100 |
| | Oct | 1,512,800 | 118,500 |

Iowa Workforce Development

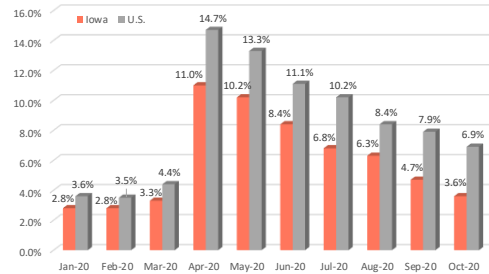
Information Prepared by the Labor Market Information Division

1000 East Grand Avenue
Des Moines, Iowa 50319-0209

Phone: 515-242-5862
Fax: 515-281-8203

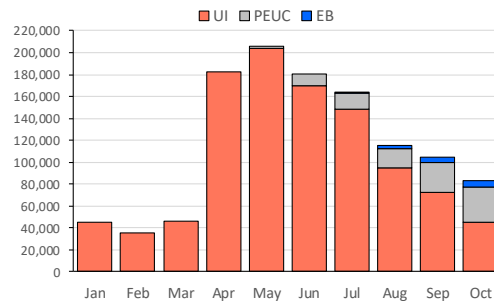
Donna Burkett, Bureau Chief
Iowa Workforce Development

Iowa and U.S. Unemployment Rates - 2020



- Iowa's unemployment rate dropped to 3.6 percent in October. The state's jobless rate was 2.8 percent one year ago.
- The state's total unemployment level declined to 58,500 in October from 78,700 in September.
- The U.S. unemployment rate fell to 6.9 percent in October.

Unemployment Insurance Recipients (2020)

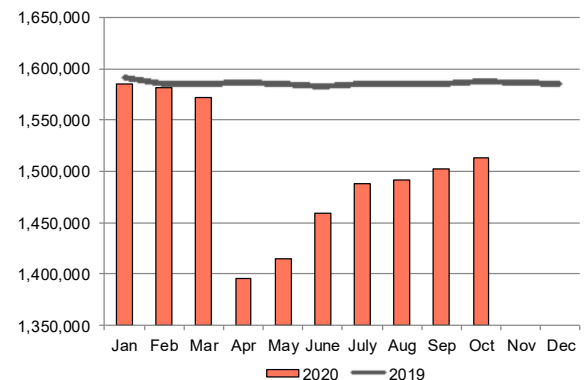


Recipients represents the number of persons receiving at least one benefit payment during the month.

- The chart above displays recipients for regular UI and temporary benefit extensions. The maximum number of weeks available is 26 for UI, 13 for Pandemic Emergency Unemployment Compensation (PEUC), and 13 for Extended Benefits (EB).
- The number of recipients for these programs fell from a high of 205,500 in May to 83,200 in October. In October, 45 percent of recipients had exhausted UI benefits and were moved to one of the extensions (PEUC or EB).

- Iowa establishments gained 10,600 jobs in October following an increase of 10,000 jobs in September.
- Construction added 4,700 jobs this month. This was the first monthly increase since May.
- Fueled by hiring in general merchandise stores, retail trade added 1,600 jobs. This sector has added 18,200 jobs since April.
- Nondurable goods manufacturing added 1,600 jobs. This increase was again fueled by food manufacturing.
- Administrative support and waste management increased by 2,400 jobs in October following a loss of 1,400 jobs last month.
- Leisure and hospitality shed 600 jobs. This loss was due to accommodations and food service layoffs (-1,300). The drop was the first since April.
- Government decreased by 1,200 jobs in October due primarily to layoffs of federal census workers (-900).
- Total nonfarm employment trails last year's mark by 75,100 jobs (-4.7 percent). This deficit has trended down since April. Accommodations and food services are up 38,500 and retail is up 18,200 during that span.

Total Nonfarm Employment 2020 versus 2019



Source: Labor Market Information (LMI) Division, Iowa Workforce Development and the Bureau of Labor Statistics (BLS) unless otherwise noted. (Reference: October 2020)